



PT. RISVATAMA LARAS

Air Compressor System Expert 25 Years

Sales - Rental - Maintenance - Service Air Compressor

Telephone :

0811-1456-353 (Miftah)

0811-8713-223 (Henry)

0821-244-111-24 (Muzha)

0812-8543-6743 (Raden)

Website :

www.risvatama.com

www.tecbellindonesia.com

TECBELL AIR COMPRESSOR



TECBELL

Guangdong Headquarters

Shenzhen TANABE Precision Machinery Co., Ltd

Address: 12F Block A. Times Center Building, Xingjiao Street, Baoan District, Shenzhen

Fujian Factory

TANABE (Fujian) Intelligent Equipment Co., Ltd

Address: No. 16, Industrial Avenue, Industrial Park, Wuping County, Longyan City, Fujian Province



TECBELL



TA SERISE

Energy Efficiency level-1

SCREW AIR COMPRESSOR

About Tecbell

 **2006** Year
Establishment of the company

 **400000** m² Land area
Modern compressor manufacturing hub

 **400000**+ Annual output value can reach
Platform

 **100**+ Individual
Core business spread across countries around the world



TANABE Precision Machinery was founded in 2006 in Qianhai, Shenzhen, GBA ;
The brand "Tecbell" is an overseas brand operated by TANABE.

Product:

ONE/TWO-stage screw air compressor
VSD ONE/TWO-stage screw air compressor
Special for laser cutting machine screw air compressor
Oil-free air compressor
Centrifugal air compressor
Screw vacuum pump
Low-pressure blowers and other series of Energy efficiency level-1 products.

Application Fields:

Machinery manufacturing, precision electronics, instrumentation, metallurgy, energy, chemical, automotive, plastic, textile, food, medical and many other high-end manufacturing fields;

ISO9001 international quality management certification, ISO14001 environmental management certification, ISO45001 occupational health and safety management certification, GCCA product quality and safety certification, mechanical and electrical product after-sales service certification, TÜV SÜD GREATER CHINA certification, CE certification-MD (2006/42 /EC), LVD(2014/35/EU), EMC(2014/30/EU) and obtained multiple patents.

Create a high-precision and cutting-edge product system Let China's intelligent gas brands go global

Corporate Culture

The core competitiveness of an enterprise comes from its core values. Tecbell adheres to the four core values of "integrity, focus, hard work, and innovation", adheres to people-oriented principles, creates value for customers, shares results with partners, and injects strong and positive energy into the sustainable development of the enterprise.

Corporate Vision

Becoming an internationally leading innovative enterprise in gas equipment.

Business Philosophy

Craftsmanship, quality, and supreme service.

Management Philosophy

Have a strong sense of mission and maintain a high sense of responsibility.

Values

Integrity, focus, hard work, and innovation.

Excellent overall performance



Higher reliability

- Low speed centrifugal fan and large redundant heat design of the plate-fin conversion thermal cooling system for more stable operation in harsh environments, lower operating costs, and longer service life.



Easy to install and maintain

- The compact, integrated design of the internal piping, cooling system, drive system and control system is all integrated into an off-the-shelf product package, so that the equipment has low failure frequency and short commissioning time, and the equipment is ready for use after delivery.
- Patented design of integrated air filter assembly filtration system, play open the side door panel of the air filter assembly to easily maintain or replace the air filter element.



Innovative design

- Patented independent closed suction and exhaust structure cooling system and integrated air filter assembly filtration system, the internal temperature and suction temperature of the unit close to the ambient temperature, the unit energy consumption is lower.
- Patented temperature control system, precise control of oil temperature; The flange type temperature control valve makes the internal oil circuit connection of the unit more concise and firm, reduces the pressure drop, reduces the leakage point, reduces the unit energy consumption and the incidence of failure.
- High efficiency motor with low temperature rise and high torsional strength with excellent screw. The life cycle cost of the compressor is reduced, and the energy saving effect of the TA series is significantly increased by 15% over the previous generation.

Permanent magnet variable frequency synchronous motor

- High-efficiency permanent magnet variable frequency synchronous motor, the motor efficiency is as high as 96.8% or more, exceeding Level 1 energy efficiency standard (GB30253-2013).
- It adopts high coercivity and high temperature resistant 38UH permanent magnets to ensure no demagnetization at high temperatures of 180° C.
- The new bearing structure provides stable and reliable operation, small vibration and low noise, which greatly improves the service life of the motor.
- IP55 protection level effectively prevents dust, moisture and other harmful impurities from entering the motor, ensuring stable operation in harsh environments.
- The enlarged base design and ultra-low temperature rise ensure that the motor can operate safely at low speed for a long time in extreme environments; the thickened drive shaft improves torsional strength.
- Class F insulation Grade, Class B temperature rise design, suitable for high temperature working conditions.
- Built-in temperature control protection switch protects winding insulators and permanent magnets.

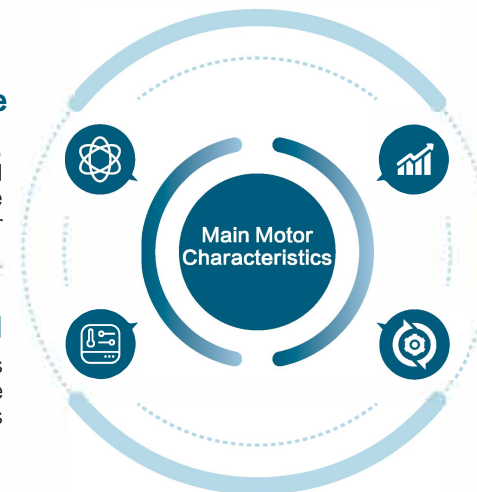


Motor performance

Motors with Class F insulation, Class B temperature rise, increased base size, and IP55 protection are optimized for air compressor applications.

Thermal control

Factory standard components ensure that the motor can operate safely and reliably in various environments.



Case material

The casing is made of cast iron to ensure high mechanical strength protection even in extremely harsh applications.

Permanent magnet variable frequency motor

The permanent magnet motor uses 38UH magnets to ensure no loss of magnetism during the life cycle of the air compressor.


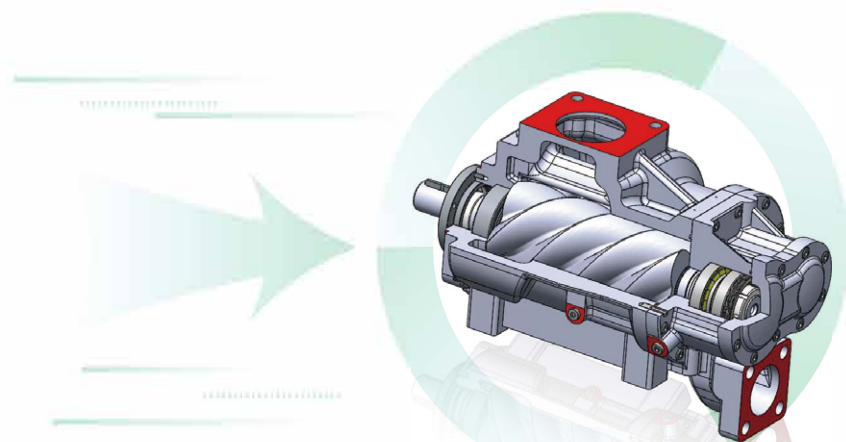
Energy saving compression host

ONE-STAGE

- TA full range of single stage air compressors using Tecbell independently developed and designed the "Tecbell" new generation of high efficiency and energy saving host, more than 1 level energy efficiency standards.(GB19153-2019).
- The optimized design of Yin and Yang rotor profile can effectively reduce the gap between Yin and Yang rotors and between rotors and the body shell, reduce the gas backflow leakage, improve the efficiency and reduce the compressor host noise.
- The optimized design of the negative and positive rotor profile and the exhaust port structure enables the optimal performance of the contact surface, contact line and leakage triangle, improves the volumetric efficiency, and increases the energy saving efficiency by 15% compared with the previous generation of the main engine.

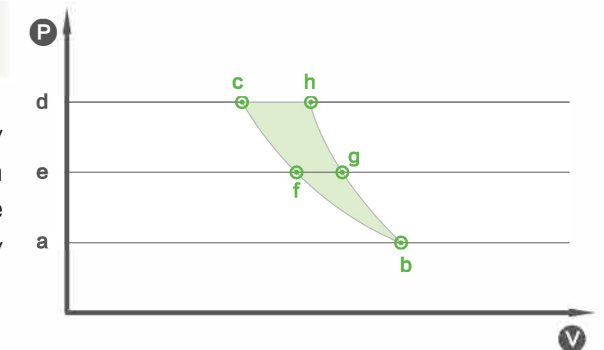
HIGH ENERGY EFFICIENCY
HIGH RELIABILITY
LOW VIBRATION

Save
Energy
15%



TWO-STAGE

- TA full series of two-stage air compressors are designed by Tecbell. Tecbell two-stage energy-saving host, oil injection cooling in the middle, near isothermal compression, and the energy efficiency of all lines exceeds the level 1 energy efficiency standard (GB19153-2019).
- Using the latest generation profile, the leakage triangle is small, the contact line length is reasonable, and the top line speed is relatively close, which makes it have higher efficiency.
- Optimization of oil circuit design, reasonable distribution of fuel injection between stages, more energy saving.
- The unique lubrication method can spray oil in the direction lubricating oil to the screw, increase the adhesion of the oil on the screw surface, fully play the role of noise reduction and sealing of the lubricating oil, and improve the compression efficiency



1. According to thermodynamic theory, compressed air consumes the least energy during isothermal compression. As shown in the above figure:
2. The area a-b-c-d-a is the work generated by constant temperature compression;
3. The area a-b-h-d-a is the work generated by the single stage oil injection screw compressor;
4. The areas a-b-f-e-a and e-f-c-d-e are the work generated by the first and second stage compression of the two-stage oil injection screw compressor, respectively. It is obvious that the total work of a two-stage oil injection screw compressor is less than that of a single stage, which is closer to isothermal compression.

High Performance Inverter

Dual frequency conversion control reduces energy consumption more significantly

The dual-frequency control system that combines Tanabe's customized high-performance inverter with innovatively designed permanent magnet motor technology has a significant energy-saving effect on the unit, which significantly reduces the total life cycle cost of the compressor.

Dual frequency conversion

Provide you with more efficient energy saving



More stable

High-performance heavy-load inverter has a high current rating and large inverter capacity, and has a lower temperature rise than light-load inverters. It uses vector control technology to ensure that the motor temperature rise is small, and that the appropriate torque can be obtained within a wide speed range to drive the air compressor to operate stably.



More energy-efficient

No frequent start up and shut-down, no frequent loading and unloading, constant exhaust pressure, pressure fluctuation can be stabilized within $\pm 0.01\text{MPa}$, effectively improving gas source quality, reducing gas consumption, optimizing energy efficiency, and reducing energy consumption by about 30%~50%.

The built-in motor energy-saving algorithm adjusts the output current in real time during operation to minimize the output current, helping the equipment to reduce carbon emissions and increase efficiency.



Longer life

Variable frequency starting, no need for star-delta configuration, small current impact on the power grid, and no need for additional soft starters, more reliable operation and longer life.

Intelligent frequency conversion control system

Multifunctional touch screen

Full-color touch screen, rich control function interface, intelligent control, dynamic display of the operating status of the air compressor, real-time and intuitive pressure, temperature and current working curves, and various parameters/records are intuitive and clear.

The optional Internet of Things module allows you to master the maintenance status of the air compressor and remotely monitor the machine's operation anytime and anywhere. It can allocate production operations and collect data for energy-saving management at any time.

<Default interface>

- System run menu
- operational state
- Parameter setting interface
- Maintenance plan
- Timer automatic on and off
- Alarm record query

Multiple additional functions

- Reverse phase Protection
- Exhaust over-temperature/overpressure Protection
- overload Protection
- Maintenance alarm functe
- Intelligent operation load
- Motor overheat Protection
- P&T PID regulation
- Energy saving algorithm for motors
- Short circuit to ground

More important product features and indicators

01 cooler

- Adopting aluminum plate fin heat exchanger with high heat transfer efficiency, superior fluid convection heat release coefficient, and high heat transfer efficiency.
- The fin area is small, the volume is thin, and the pressure drop is minimal. The design margin of the heat exchange system is 20%~50%, ensuring stable operation of the compressor in extreme environments.



03 High efficiency particulate air filtration system

- High quality, heavy duty air filtration system, high dust capacity and low intake resistance design.
- It can filter out small solid particles in the air, and the filtration accuracy of particles above 3 μm can reach 99.9%, which is suitable for heavy dust environment, and the compressor host is worthy of the "security guard".



05 Oil gas separator

- Optimized design of oil and gas separation tank, the inlet can form spiral tangential flow, convenient for oil and gas centrifugal separation.
- Optimized design of oil and gas separation tangential linear speed and settling time, oil and gas separation effect is the best, to ensure that the oil content of the machine exhaust gas is less than 2ppm.
- The oil and gas separation core adopts the ultra-fine glass fiber folding filter material of H&V company in the United States, which has good oleophobic, low adhesive content and lower flow resistance.



02 Centrifugal fan cooling system

- The centrifugal fan optimally designed and calculated by using fluid dynamics simulation software has a relatively stable state during operation and start-up. The smoothness brought by it and the low power consumption of axial flow fans given the same air volume and air pressure achieve the best fan efficiency, and the energy consumption is reduced by more than 30% compared with axial flow fans under the same state.
- Adopt independent closed suction and exhaust structure cooling system, suction (cold air), exhaust (hot air) wind from different directions in and out, cooling effect is excellent, the internal temperature of the unit is close to the ambient temperature, the unit energy consumption is reduced.
- Customized design of centrifugal impeller, a single unit can meet the maximum 450kW unit cooling system, compared with the traditional high-power unit multiple fan series design, with low noise, stable and uniform wind pressure, heat dissipation area is fully utilized.




04 Temperature control system

- Customized temperature control valve on the edge of the field, internal temperature sensing, adaptive adjustment, accurate control of oil temperature;
- No external moving parts and moving seals, low friction, low loss, "zero" leakage design.
- Casting design structure, good ultra-mild overpressure protection performance, constant temperature control, reliable performance, long life.



06 Oil filtration system

- The use of ultra-fine glass fiber composite filter material of H&V company in the United States, high quality and clean filtration, effectively protect the safe operation of the compressor host bearing and extend the service life of the host
- Low resistance, high temperature resistance, corrosion resistance, more stable performance, improve the service life of the compressor host.



07 One-way air intake system

- Customized design of the air intake valve, special structural design, no general normally open air intake valve starting load is large.
- With check function, in the emergency shutdown condition, will not spray oil.
- It has the ability of unloading and replenishing qi work, which can effectively eliminate the cavitation noise produced by the main engine.
- 0 ~ 100% proportional adjustment of gas volume function, capacitive valve adjustment, small pressure loss, stable action, long life.



08 Main motor direct connection system

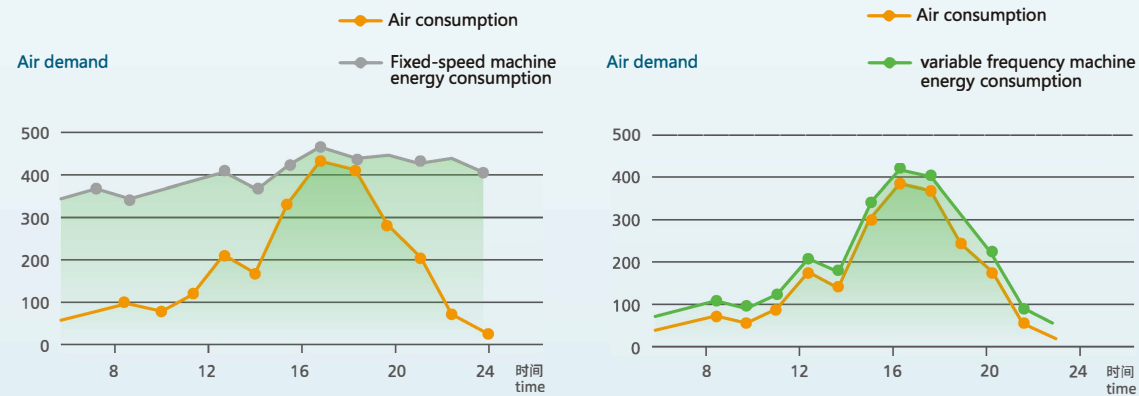
- "Tecbell" energy-saving host independently developed and designed by Tecbell.
- Customized rare earth permanent magnet synchronous motor, 180°C without losing magnetism.
- The main engine and the motor are driven by 1:1 direct connection, with high transmission accuracy and efficiency.
- The main engine and motor adopt split type design, stable and reliable, easy to maintain.



09 Leak-free sealing system

- ORFS-O ring end seal: High corrosion resistance material, suitable for oil, water, gas and mixed media. High wear resistance, automatic elastic compensation function after the sealing surface is worn. It has self-sealing effect and reliable sealing performance.
- Reliable pipeline seal and shock absorber: Using seamless steel pipe, surface corrosion resistant treatment, long-term use without hidden dangers. The pipe connector is sealed with cone and O-ring double safety to achieve "zero" leakage.





The new generation TA series products of Tecbell adopt a dual frequency conversion control system with a new efficient control algorithm. By automatically adjusting the motor speed to match the supply and demand of compressed air, the user's air demand is closely tracked, and better energy-saving effects are achieved. In the long run, it can shorten the investment return cycle and bring more substantial returns.



Air purification configuration schemes for different purposes

Configuration	Effect	Usage
<p>Rear cooler Water oil separator filter</p>	<p>Moisture removal $\geq 99\%$ Oil content $\leq 2\text{PPM}$ Filtered particles $\leq 3\mu\text{m}$</p>	<p>Prevent pipeline pollution, filter large solid and liquid pollutants, and filter particulate matter in large drying systems. Used for large aerodynamic tools, air chucks, and general cleaning air guns.</p>
<p>filter Freeze dryer filter</p>	<p>Pressure dew point $2\text{--}8\text{ }^\circ\text{C}$ moisture removal $\geq 99\%$ oil content $\leq 0.5\text{PPM}$ filtered particles $\leq 1\mu\text{m}$</p>	<p>Filter the vast majority of water, oil, and particulate matter. Used for equipment automation, electroplating and painting etc.</p>
<p>filter adsorption type dryer filter</p>	<p>Pressure dew point $-20\text{--}40\text{ }^\circ\text{C}$ moisture removal $\geq 99\%$ Oil content $\leq 0.01\text{PPM}$ filtered particles $\leq 1\mu\text{m}$</p>	<p>Used in bioengineering, electronic industry, electronic parts, air drying, textile and chemical fiber, chemical precision gas, etc.</p>
<p>filter Combined dryer filter</p>	<p>Pressure dew point $-40\text{--}70\text{ }^\circ\text{C}$ moisture removal $\geq 99\%$ Oil content $\leq 0.01\text{PPM}$ Filter particles $\leq 0.01\mu\text{m}$</p>	<p>Used for precision equipment, robots, precision pneumatic tools, high-precision spraying, gas conveying, air shafts, air motors, air instruments, etc.</p>
<p>filter Combined dryer filter</p>	<p>Pressure dew point $-40\text{--}70\text{ }^\circ\text{C}$ moisture removal $\geq 99\%$ Oil content $\leq 0.003\text{PPM}$ Filter particles $\leq 0.01\mu\text{m}$</p>	<p>High quality clean air that filters out oil and gas as well as carbon hydride odors. Used in food, cosmetics, pharmaceuticals, plastic molding, cutting-edge air entrainment equipment etc.</p>

Single-stage compression permanent

Model	power (KW)	Cooling	Pressure (bar)	Exhaust volume (m³/min)	Weight (KG)	Overall size (LxWxH mm)	Outlet size
TA-7A/7EPM			7	1.20			
TA-7A/8EPM	7.5	air cooling	8	1.05	220	980x680x900	Rp3/4"
TA-7A/10EPM			10	0.98			
TA-7A/12.5EPM			12.5	0.86			
TA-11A/7EPM			7	2.00			
TA-11A/8EPM	11	air cooling	8	1.85	290	1150x700x1050	Rp3/4"
TA-11A/10EPM			10	1.53			
TA-11A/12.5EPM			12.5	1.21			
TA-15A/7EPM			7	2.58			
TA-15A/8EPM	15	air cooling	8	2.40	320	1150x700x1050	Rp3/4"
TA-15A/10EPM			10	2.10			
TA-15A/12.5EPM			12.5	1.80			
TA-18A/7EPM			7	3.40			
TA-18A/8EPM	18.5	air cooling	8	3.20	430	1400x900x1250	Rp1"
TA-18A/10EPM			10	2.55			
TA-18A/12.5EPM			12.5	2.10			
TA-22A/7EPM			7	3.80			
TA-22A/8EPM	22	air cooling	8	3.60	460	1400x900x1250	Rp1"
TA-22A/10EPM			10	3.30			
TA-22A/12.5EPM			12.5	2.42			
TA-30A/7EPM			7	5.40			
TA-30A/8EPM	30	air cooling	8	5.00	490	1400x900x1250	Rp1"
TA-30A/10EPM			10	4.53			
TA-30A/12.5EPM			12.5	3.65			
TA-37A/7EPM			7	6.70			
TA-37A/8EPM	37	air cooling	8	6.50	650	1550x1000x1350	Rp1 1/2"
TA-37A/10EPM			10	5.45			
TA-37A/12.5EPM			12.5	4.60			
TA-45A/7EPM			7	7.92			
TA-45A/8EPM	45	air cooling	8	7.50	680	1550x1000x1350	Rp1 1/2"
TA-45A/10EPM			10	6.80			
TA-45A/12.5EPM			12.5	5.80			
TA-55A/7EPM			7	11.13			
TA-55A/8EPM	55	air cooling	8	10.62	1035	1900x1200x1550	Rp 2"
TA-55A/10EPM			10	9.44			
TA-55A/12.5EPM			12.5	7.60			

Single-stage compression permanent

Model	power (KW)	Cooling	Pressure (bar)	Exhaust volume (m³/min)	Weight (KG)	Overall size (LxWxH mm)	Outlet size
TA-75A/7EPM			7	14.00			
TA-75A/8EPM	75	air cooling	8	13.00	1150	1900x1200x1550	Rp 2"
TA-75A/10EPM			10	11.97			
TA-75A/12.5EPM			12.5	10.00			
TA-90A/7EPM			7	17.70			
TA-90A/8EPM	90	air cooling	8	17.00	2000	2500x1850x1750	DN65
TA-90A/10EPM			10	14.20			
TA-90A/12.5EPM			12.5	12.10			
TA-110A/7EPM			7	22.00			
TA-110A/8EPM	110	air cooling	8	21.00	2150	2500x1850x1750	DN65
TA-110A/10EPM			10	18.00			
TA-110A/12.5EPM			12.5	14.50			
TA-132A/7EPM			7	25.70			
TA-132A/8EPM	132	air cooling	8	24.60	2350	2500x1850x1750	DN65
TA-132A/10EPM			10	21.20			
TA-132A/12.5EPM			12.5	17.80			
TA-160A/7EPM			7	30.00			
TA-160A/8EPM	160	air cooling	8	29.00	2700	2850x1950x2000	DN80
TA-160A/10EPM			10	24.83			
TA-160A/12.5EPM			12.5	20.87			
TA-185A/7EPM			7	34.22			
TA-185A/8EPM	185	air cooling	8	33.00	2900	2850x1950x2000	DN80
TA-185A/10EPM			10	28.90			
TA-185A/12.5EPM			12.5	23.90			
TA-200A/7EPM			7	39.70			
TA-200A/8EPM	200	air cooling	8	37.35	3100	3450x2250x2100	DN100
TA-200A/10EPM			10	34.08			
TA-200A/12.5EPM			12.5	29.05			
TA-250A/7EPM			7	48.06			
TA-250A/8EPM	250	air cooling	8	45.90	3500	3450x2250x2100	DN100
TA-250A/10EPM			10	41.80			
TA-250A/12.5EPM			12.5	36.80			
TA-280A/7EPM			7	52.10			
TA-280A/8EPM	280	air cooling	8	50.3	4000	3600x2350x2300	DN125
TA-280A/10EPM			10	45.74			
TA-280A/12.5EPM			12.5	40.48			

Single-stage compression permanent

Model	power (KW)	Cooling	Pressure (bar)	Exhaust volume (m ³ /min)	Weight (KG)	Overall size (L×W×H mm)	Outlet size
TA-315A/7EPM			7	57.10			
TA-315A/8EPM	315	air cooling	8	55.80	4500	3600x2350x2300	DN125
TA-315A/10EPM			10	49.94			
TA-315A/12.5EPM			12.5	43.36			
TA-355A/7EPM			7	65.34			
TA-355A/8EPM	355	air cooling	8	64.73	4800	3600x2350x2300	DN125
TA-355A/10EPM			10	54.69			
TA-355A/12.5EPM			12.5	45.38			
TA-55W/7EPM			7	11.13			
TA-55W/8EPM	55	water cooling	8	10.62	980	1900x1100x1500	Rp 2"
TA-55W/10EPM			10	9.44			
TA-55W/12.5EPM			12.5	7.60			
TA-75W/7EPM			7	14.00			
TA-75W/8EPM	75	water cooling	8	13.00	1070	1900x1100x1500	Rp 2"
TA-75W/10EPM			10	11.97			
TA-75W/12.5EPM			12.5	10.00			
TA-90W/7EPM			7	17.70			
TA-90W/8EPM	90	water cooling	8	17.00	1800	2500x1750x1650	DN65
TA-90W/10EPM			10	14.20			
TA-90W/12.5EPM			12.5	12.10			
TA-110W/7EPM			7	22.00			
TA-110W/8EPM	110	water cooling	8	21.00	2000	2500x1750x1650	DN65
TA-110W/10EPM			10	18.00			
TA-110W/12.5EPM			12.5	14.50			
TA-132W/7EPM			7	25.70			
TA-132W/8EPM	132	water cooling	8	24.60	2300	2500x1750x1650	DN65
TA-132W/10EPM			10	21.20			
TA-132W/12.5EPM			12.5	17.80			
TA-160W/7EPM			7	30.00			
TA-160W/8EPM	160	water cooling	8	29.00	2450	2850x1900x1950	DN80
TA-160W/10EPM			10	24.83			
TA-160W/12.5EPM			12.5	20.87			
TA-185W/7EPM			7	34.22			
TA-185W/8EPM	185	water cooling	8	33.00	2600	2850x1900x1950	DN80
TA-185W/10EPM			10	28.90			
TA-185W/12.5EPM			12.5	23.90			

Single-stage compression permanent

Model	power (KW)	Cooling	Pressure (bar)	Exhaust volume (m ³ /min)	Weight (KG)	Overall size (L×W×H mm)	Outlet size
TA-200W/7EPM			7	39.70			
TA-200W/8EPM	200	water cooling	8	37.35	2950	3250x2050x2000	DN100
TA-200W/10EPM			10	34.08			
TA-200W/12.5EPM			12.5	29.05			
TA-250W/7EPM			7	48.06			
TA-250W/8EPM	250	water cooling	8	45.90	3100	3250x2050x2100	DN100
TA-250W/10EPM			10	41.80			
TA-250W/12.5EPM			12.5	36.80			
TA-280W/7EPM			7	52.10			
TA-280W/8EPM	280	water cooling	8	50.3	3700	3300x2250x2200	DN125
TA-280W/10EPM			10	45.74			
TA-280W/12.5EPM			12.5	40.48			
TA-315W/7EPM			7	57.10			
TA-315W/8EPM	315	water cooling	8	55.80	4100	3300x2250x2200	DN125
TA-315W/10EPM			10	49.94			
TA-315W/12.5EPM			12.5	43.36			
TA-355W/7EPM			7	65.34			
TA-355W/8EPM	355	water cooling	8	64.73	4200	3300x2250x2200	DN125
TA-355W/10EPM			10	54.69			
TA-355W/12.5EPM			12.5	45.38			

*Tecbell has the right to make design changes to its products. If there are any changes to equipment information, specifications, etc., our company will not notify us separately

*The technical specifications are laboratory test data, and the suction condition is 1 atm/30 °C/80% RH

*Working pressure: gauge pressure

*Volume flow test standards: GB/T 3853, GB/T 15487

*For customized models ranging from 2bar to 6bar, 16bar to 30bar, and non-standard models, please contact sales personnel

*The equipment is used at an altitude greater than 1000m, please contact sales personnel

*For detailed specifications, please refer to the "Technical Specification Manual" or salesman

Two-stage compression permanent

Model	power (KW)	Cooling	Pressure (bar)	Exhaust volume (m ³ /min)	Weight (KG)	Overall size (L×W×H mm)	Outlet size
TA-15A/7EPMII			7	3.05			
TA-15A/8EPMII	15	air cooling	8	2.90	500	1400x900x1250	Rp1"
TA-15A/10EPMII			10	2.65			
TA-15A/12.5EPMII			12.5	2.50			
TA-22A/7EPMII			7	4.30			
TA-22A/8EPMII	22	air cooling	8	4.20	650	1550x1000x1350	Rp1 1/2"
TA-22A/10EPMII			10	3.50			
TA-22A/12.5EPMII			12.5	3.37			
TA-30A/7EPMII			7	6.30			
TA-30A/8EPMII	30	air cooling	8	6.10	700	1550x1000x1350	Rp1 1/2"
TA-30A/10EPMII			10	4.50			
TA-30A/12.5EPMII			12.5	4.20			
TA-37A/7EPMII			7	7.20			
TA-37A/8EPMII	37	air cooling	8	7.05	1050	1900x1200x1550	Rp 2"
TA-37A/10EPMII			10	6.08			
TA-37A/12.5EPMII			12.5	5.52			
TA-45A/7EPMII			7	10.00			
TA-45A/8EPMII	45	air cooling	8	9.75	1150	1900x1200x1550	Rp 2"
TA-45A/10EPMII			10	6.96			
TA-45A/12.5EPMII			12.5	6.60			
TA-55A/7EPMII			7	13.00			
TA-55A/8EPMII	55	air cooling	8	12.50	2150	2500x1850x1750	DN65
TA-55A/10EPMII			10	10.20			
TA-55A/12.5EPMII			12.5	9.80			
TA-75A/7EPMII			7	15.73			
TA-75A/8EPMII	75	air cooling	8	15.06	2350	2500x1850x1750	DN65
TA-75A/10EPMII			10	13.20			
TA-75A/12.5EPMII			12.5	12.00			
TA-90A/7EPMII			7	20.20			
TA-90A/8EPMII	90	air cooling	8	19.30	2500	2500x1850x1750	DN65
TA-90A/10EPMII			10	16.37			
TA-90A/12.5EPMII			12.5	14.65			
TA-110A/7EPMII			7	24.00			
TA-110A/8EPMII	110	air cooling	8	23.00	2900	2850x1950x2000	DN80
TA-110A/10EPMII			10	19.70			
TA-110A/12.5EPMII			12.5	18.50			

Two-stage compression permanent

Model	power (KW)	Cooling	Pressure (bar)	Exhaust volume (m ³ /min)	Weight (KG)	Overall size (L×W×H mm)	Outlet size
TA-132A/7EPMII			7	28.50			
TA-132A/8EPMII	132	air cooling	8	26.71	3200	2850x1950x2000	DN80
TA-132A/10EPMII			10	23.90			
TA-132A/12.5EPMII			12.5	21.30			
TA-160A/7EPMII			7	33.5			
TA-160A/8EPMII	160	air cooling	8	32.15	3550	2850x1950x2000	DN80
TA-160A/10EPMII			10	28.50			
TA-160A/12.5EPMII			12.5	26.50			
TA-185A/7EPMII			7	41.50			
TA-185A/8EPMII	185	air cooling	8	39.80	3700	3450x2250x2100	DN100
TA-185A/10EPMII			10	34.00			
TA-185A/12.5EPMII			12.5	32.40			
TA-200A/7EPMII			7	44			
TA-200A/8EPMII	200	air cooling	8	42.32	4000	3450x2250x2100	DN100
TA-200A/10EPMII			10	38.00			
TA-200A/12.5EPMII			12.5	33.00			
TA-220A/7EPMII			7	48.10			
TA-220A/8EPMII	220	air cooling	8	46.30	4200	3450x2250x2100	DN100
TA-220A/10EPMII			10	41.00			
TA-220A/12.5EPMII			12.5	38.50			
TA-250A/7EPMII			7	55.4			
TA-250A/8EPMII	250	air cooling	8	52.50	4500	3600x2350x2300	DN125
TA-250A/10EPMII			10	45.00			
TA-250A/12.5EPMII			12.5	41.20			
TA-280A/7EPMII			7	60.00			
TA-280A/8EPMII	280	air cooling	8	57.00	4800	3600x2350x2300	DN125
TA-280A/10EPMII			10	51.40			
TA-280A/12.5EPMII			12.5	47.00			
TA-315A/7EPMII			7	66.7			
TA-315A/8EPMII	315	air cooling	8	65.20	5050	3600x2350x2300	DN125
TA-315A/10EPMII			10	59.10			
TA-315A/12.5EPMII			12.5	54.30			
TA-355A/7EPMII			7	77.00			
TA-355A/8EPMII	355	air cooling	8	74.21	5250	4050x2700x2400	DN150
TA-355A/10EPMII			10	64.50			
TA-355A/12.5EPMII			12.5	58.30			

Two-stage compression permanent

Model	power (KW)	Cooling	Pressure (bar)	Exhaust volume (m³/min)	Weight (KG)	Overall size (LxWxH mm)	Outlet size
TA-400A/7EPMII			7	83.13			
TA-400A/8EPMII	400	air cooling	8	82.09	5600	4050x2700x2400	DN150
TA-400A/10EPMII			10	73.91			
TA-400A/12.5EPMII			12.5	69.30			
TA-55W/7EPMII			7	13			
TA-55W/8EPMII	55	water cooling	8	12.50	1800	2500x1750x1650	DN65
TA-55W/10EPMII			10	10.20			
TA-55W/12.5EPMII			12.5	9.80			
TA-75W/7EPMII			7	15.73			
TA-75W/8EPMII	75	water cooling	8	15.06	2000	2500x1750x1650	DN65
TA-75W/10EPMII			10	13.20			
TA-75W/12.5EPMII			12.5	12.00			
TA-90W/7EPMII			7	20.2			
TA-90W/8EPMII	90	water cooling	8	19.30	2300	2500x1750x1650	DN65
TA-90W/10EPMII			10	16.37			
TA-90W/12.5EPMII			12.5	14.65			
TA-110W/7EPMII			7	24.00			
TA-110W/8EPMII	110	water cooling	8	23.00	2450	2850x1900x1950	DN80
TA-110W/10EPMII			10	19.70			
TA-110W/12.5EPMII			12.5	18.50			
TA-132W/7EPMII			7	28.5			
TA-132W/8EPMII	132	water cooling	8	26.70	2600	2850x1900x1950	DN80
TA-132W/10EPMII			10	23.90			
TA-132W/12.5EPMII			12.5	21.30			
TA-160W/7EPMII			7	33.5			
TA-160W/8EPMII	160	water cooling	8	32.15	3000	2850x1900x1950	DN80
TA-160W/10EPMII			10	28.50			
TA-160W/12.5EPMII			12.5	26.50			
TA-185W/7EPMII			7	41.5			
TA-185W/8EPMII	185	water cooling	8	39.80	3100	3250x2050x2000	DN100
TA-185W/10EPMII			10	34.00			
TA-185W/12.5EPMII			12.5	32.40			
TA-200W/7EPMII			7	44.00			
TA-200W/8EPMII	200	water cooling	8	42.32	3700	3250x2050x2000	DN100
TA-200W/10EPMII			10	38.00			
TA-200W/12.5EPMII			12.5	33.00			

Two-stage compression permanent

Model	power (KW)	Cooling	Pressure (bar)	Exhaust volume (m³/min)	Weight (KG)	Overall size (LxWxH mm)	Outlet size
TA-220W/7EPMII			7	48.1			
TA-220W/8EPMII	220	water cooling	8	46.30	3900	3250x2050x2000	DN100
TA-220W/10EPMII			10	41.00			
TA-220W/12.5EPMII			12.5	38.50			
TA-250W/7EPMII			7	55.40			
TA-250W/8EPMII	250	water cooling	8	52.50	4250	3300x2250x2200	DN125
TA-250W/10EPMII			10	45.00			
TA-250W/12.5EPMII			12.5	41.20			
TA-280W/7EPMII			7	60			
TA-280W/8EPMII	280	water cooling	8	57.00	4500	3300x2250x2200	DN125
TA-280W/10EPMII			10	51.40			
TA-280W/12.5EPMII			12.5	47.00			
TA-315W/7EPMII			7	66.70			
TA-315W/8EPMII	315	water cooling	8	65.20	4800	3300x2250x2200	DN125
TA-315W/10EPMII			10	59.10			
TA-315W/12.5EPMII			12.5	54.30			
TA-355W/7EPMII			7	77			
TA-355W/8EPMII	355	water cooling	8	74.21	5000	3850x2600x2100	DN150
TA-355W/10EPMII			10	64.50			
TA-355W/12.5EPMII			12.5	58.30			
TA-400W/7EPMII			7	83.13			
TA-400W/8EPMII	400	water cooling	8	82.09	5250	3850x2600x2100	DN150
TA-400W/10EPMII			10	73.91			
TA-400W/12.5EPMII			12.5	69.3			
TA-450W/7EPMII			7	95.8			
TA-450W/8EPMII	450	water cooling	8	93.09	6300	4550x3000x2550	DN150
TA-450W/10EPMII			10	81.69			
TA-450W/12.5EPMII			12.5	76.57			

MODEL DESCRIPTION



*Models with a power of 400kW or above are equipped with asynchronous frequency conversion.

Please consult salesman for details

In order to better serve and meet customer needs, Tecbell has built a professional after-sales service network throughout the country, and dispatched technical engineers to carry out technical support for customers all year round full service to the back end of maintenance.

Our customer service will carefully listen to the voice of customers, and timely feedback R & D department improvement, in order to Tecbell vacuum technology development to a higher level. If you have any needs, please feel free to contact your dealers or Tecbell Company business, after-sales department, we will promptly respond to the needs!!



Tecbell pure spare parts

- Tecbell air pump original spare parts by Tecbell precision machine manufacturer quality assurance, please use genuine spare parts to ensure the stable operation of your equipment performance, free from worries!
- We have professional service engineers according to your equipment to develop maintenance cycle plan and timely provide the corresponding spare parts, to ensure that your equipment in the maintenance cycle stable operation.
- The use of unmatched spare parts will reduce the efficiency and reliability of the vacuum pump, which will not only increase



Field side pure oil

- The service life of traditional mineral lubricating oil is short, and the condensed water of oil-containing lubricating fluid is directly discharged to pollute the environment. The pure synthetic lubricating oil provided by Tecbell has a service life three times that of ordinary mineral oil, and the condensate of the oil-containing lubricant is biodegradable and can be discharged directly.
- Tecbell lubricating oil has the advantages of high flash point, strong thermal stability, corrosion resistance, anti-emulsification and anti-foam, which provides excellent protection for equipment and increases the reliability and service life of the machine.